

SUMMARY OF APPROPRIATIONS, ALLOTMENTS, OBLIGATIONS, DISBURSEMENTS AND BALANCES BY OBJECT OF EXPENDITURES
As at the Quarter Ending March 31, 2020

FAR No. 1-A

Department : Department of Labor and Employment (DOLE)
 Agency : Professional Regulation Commission
 Operating Unit : Regional Office - IVA
 Organization Code : 16 008 0300004
 Fund Cluster : 01 Regular Agency Fund
 (e.g. UACS Fund Cluster: 01-Regular Agency Fund, 02-Foreign Assisted Projects Fund, 03-Special Account-Locally Funded/Domestic Grants Fund, and 04-Special Account-Foreign Assisted/Foreign Grants Fund)

X	Current Year Appropriations
	Supplemental
	Continuing Appropriations

Particulars	UACS CODE	Appropriations			Allotments			Obligations					Disbursements				Balances						
		Authorized Appropriations	Adjustments (Transfer To/From, Modifications/ Augmentations)	Adjusted Appropriations	Allotments Received	Adjustments (Reductions, Modifications/ Augmentations)	Transfer To	Transfer From	Adjusted Allotments	1st Quarter Ending March 31	2nd Quarter Ending June 30	3rd Quarter Ending Sept. 30	4th Quarter Ending Dec. 31	TOTAL	1st Quarter Ending March 31	2nd Quarter Ending June 30	3rd Quarter Ending Sept. 30	4th Quarter Ending Dec. 31	TOTAL	Unreleased Appropriations	Unobligated Allotments	Unpaid Obligations (15-20)-(23+24)	
		3	4	5=(3+4)	6	7	8	9	10=[(6+(-)7)-8+9]	11	12	13	14	15=(11+12+13+14)	16	17	18	19	20=(16+17+18+19)	21=(5-10)	22=(10-15)	23	24
SUMMARY		28,392,000.00	0.00	28,392,000.00	28,392,000.00	0.00	0.00	0.00	28,392,000.00	8,012,953.87	0.00	0.00	0.00	8,012,953.87	5,414,280.52	0.00	0.00	0.00	5,414,280.52	0.00	19,376,046.13	0.00	3,598,673.35
A. AGENCY SPECIFIC BUDGET		27,021,000.00	0.00	27,021,000.00	27,021,000.00	0.00	0.00	0.00	27,021,000.00	8,763,136.91	0.00	0.00	0.00	8,763,136.91	5,164,463.56	0.00	0.00	0.00	5,164,463.56	0.00	18,257,863.69	0.00	3,598,673.35
Personnel Services		14,596,000.00	0.00	14,596,000.00	14,596,000.00	0.00	0.00	0.00	14,596,000.00	5,628,398.88	0.00	0.00	0.00	5,628,398.88	3,431,556.10	0.00	0.00	0.00	3,431,556.10	0.00	8,967,601.12	0.00	2,196,842.78
Salaries and Wages	501010000	11,428,000.00	(152,700.00)	11,275,300.00	11,428,000.00	(152,700.00)	0.00	0.00	11,275,300.00	5,004,317.40	0.00	0.00	0.00	5,004,317.40	2,940,160.46	0.00	0.00	0.00	2,940,160.46	0.00	6,270,982.60	0.00	2,064,156.94
Basic Salary - Civilian	501010101	11,428,000.00	(152,700.00)	11,275,300.00	11,428,000.00	(152,700.00)	0.00	0.00	11,275,300.00	5,004,317.40	0.00	0.00	0.00	5,004,317.40	2,940,160.46	0.00	0.00	0.00	2,940,160.46	0.00	6,270,982.60	0.00	2,064,156.94
Other Compensation	501020000	2,944,000.00	152,900.00	3,096,900.00	2,944,000.00	152,900.00	0.00	0.00	3,096,900.00	558,577.86	0.00	0.00	0.00	558,577.86	449,870.96	0.00	0.00	0.00	449,870.96	0.00	2,537,922.14	0.00	108,706.90
Personal Economic Relief Allowance (PERA)		624,000.00	8,000.00	632,000.00	624,000.00	8,000.00	0.00	0.00	632,000.00	264,077.66	0.00	0.00	0.00	264,077.66	165,870.96	0.00	0.00	0.00	165,870.96	0.00	367,922.14	0.00	78,206.90
PERA - Civilian	501020101	624,000.00	8,000.00	632,000.00	624,000.00	8,000.00	0.00	0.00	632,000.00	264,077.66	0.00	0.00	0.00	264,077.66	165,870.96	0.00	0.00	0.00	165,870.96	0.00	367,922.14	0.00	78,206.90
Representation Allowance (RA)	501020200	0.00	63,250.00	63,250.00	0.00	63,250.00	0.00	0.00	63,250.00	0.00	0.00	0.00	0.00	0.00	48,000.00	0.00	0.00	0.00	48,000.00	0.00	15,250.00	0.00	15,250.00
Transportation Allowance (TA)	501020301	0.00	63,250.00	63,250.00	0.00	63,250.00	0.00	0.00	63,250.00	0.00	0.00	0.00	0.00	0.00	48,000.00	0.00	0.00	0.00	48,000.00	0.00	15,250.00	0.00	15,250.00
Clothing/Uniform Allowance		156,000.00	18,000.00	174,000.00	156,000.00	18,000.00	0.00	0.00	174,000.00	168,000.00	0.00	0.00	0.00	168,000.00	168,000.00	0.00	0.00	0.00	168,000.00	0.00	6,000.00	0.00	0.00
Clothing/Uniform Allowance - Civilian	501020401	156,000.00	18,000.00	174,000.00	156,000.00	18,000.00	0.00	0.00	174,000.00	168,000.00	0.00	0.00	0.00	168,000.00	168,000.00	0.00	0.00	0.00	168,000.00	0.00	6,000.00	0.00	0.00
Year End Bonus		952,000.00	0.00	952,000.00	952,000.00	0.00	0.00	0.00	952,000.00	0.00	0.00	0.00	0.00	0.00	0.00	0.00	0.00	0.00	0.00	0.00	0.00	0.00	0.00
Bonus - Civilian	501021401	952,000.00	0.00	952,000.00	952,000.00	0.00	0.00	0.00	952,000.00	0.00	0.00	0.00	0.00	0.00	0.00	0.00	0.00	0.00	0.00	0.00	0.00	0.00	0.00
Cash Gift		130,000.00	0.00	130,000.00	130,000.00	0.00	0.00	0.00	130,000.00	0.00	0.00	0.00	0.00	0.00	0.00	0.00	0.00	0.00	0.00	0.00	0.00	0.00	0.00
Cash Gift - Civilian	501021501	130,000.00	0.00	130,000.00	130,000.00	0.00	0.00	0.00	130,000.00	0.00	0.00	0.00	0.00	0.00	0.00	0.00	0.00	0.00	0.00	0.00	0.00	0.00	0.00
Other Bonuses and Allowances		1,062,000.00	0.00	1,062,000.00	1,062,000.00	0.00	0.00	0.00	1,062,000.00	0.00	0.00	0.00	0.00	0.00	0.00	0.00	0.00	0.00	0.00	0.00	0.00	0.00	0.00
Productivity Enhancement Incentive - Civilian	501029912	130,000.00	0.00	130,000.00	130,000.00	0.00	0.00	0.00	130,000.00	0.00	0.00	0.00	0.00	0.00	0.00	0.00	0.00	0.00	0.00	0.00	0.00	0.00	0.00
Mid-Year Bonus - Civilian	501029936	952,000.00	0.00	952,000.00	952,000.00	0.00	0.00	0.00	952,000.00	0.00	0.00	0.00	0.00	0.00	0.00	0.00	0.00	0.00	0.00	0.00	0.00	0.00	0.00
Personnel Benefit Contributions	501030000	195,000.00	200.00	195,200.00	195,000.00	200.00	0.00	0.00	195,200.00	62,865.93	0.00	0.00	0.00	62,865.93	41,524.68	0.00	0.00	0.00	41,524.68	0.00	132,534.87	0.00	21,141.25
Pag-IBIG Contributions		31,000.00	0.00	31,000.00	31,000.00	0.00	0.00	0.00	31,000.00	8,900.00	0.00	0.00	0.00	8,900.00	5,900.00	0.00	0.00	0.00	5,900.00	0.00	22,100.00	0.00	3,300.00
PhilHealth Contributions	501030301	133,000.00	0.00	133,000.00	133,000.00	0.00	0.00	0.00	133,000.00	48,265.93	0.00	0.00	0.00	48,265.93	30,424.68	0.00	0.00	0.00	30,424.68	0.00	64,734.07	0.00	17,841.25
Employee Compensation Insurance Premiums		31,000.00	200.00	31,200.00	31,000.00	200.00	0.00	0.00	31,200.00	5,500.00	0.00	0.00	0.00	5,500.00	5,500.00	0.00	0.00	0.00	5,500.00	0.00	25,700.00	0.00	0.00
ECIP - Civilian	501039401	31,000.00	200.00	31,200.00	31,000.00	200.00	0.00	0.00	31,200.00	5,500.00	0.00	0.00	0.00	5,500.00	5,500.00	0.00	0.00	0.00	5,500.00	0.00	25,700.00	0.00	0.00


This report was generated using the Unified Reporting System on 02/06/2020 10:36 version.FAR1A.1.3 ; Status : APPROVED


Department : Department of Labor and Employment (DOLE)
 Agency : Professional Regulation Commission
 Operating Unit : Regional Office - IVA
 Organization Code : 16 008 0300004
 Fund Cluster : 01 Regular Agency Fund

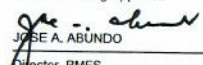
X Current Year Appropriations
 Supplemental
 Continuing Appropriations


(e.g. UACS Fund Cluster: 01-Regular Agency Fund, 02-Foreign Assisted Projects Fund, 03-Special Account-Locally Funded/Domestic Grants Fund, and 04-Special Account-Foreign Assisted/Foreign Grants Fund)

Particulars	UACS CODE	Appropriations			Allotments					Obligations					Disbursements					Balances			
		Authorized Appropriations	Adjustments (Transfer To/From, Modifications/ Augmentations)	Adjusted Appropriations	Allotments Received	Adjustments (Reductions, Modifications/ Augmentations)	Transfer To	Transfer From	Adjusted Allotments	1st Quarter Ending March 31	2nd Quarter Ending June 30	3rd Quarter Ending Sept. 30	4th Quarter Ending Dec. 31	TOTAL	1st Quarter Ending March 31	2nd Quarter Ending June 30	3rd Quarter Ending Sept. 30	4th Quarter Ending Dec. 31	TOTAL	Unreleased Appropriations	Unobligated Allotments	Unpaid Obligations (15-20)=(23+24)	
																						10=[(6+(-7))-8+9]	Due and Demandable
1	2	3	4	5=(3+4)	6	7	8	9	10	11	12	13	14	15=(11+12+13+14)	16	17	18	19	20=(16+17+18+19)	21=(5-10)	22=(10-15)	23	24
Office Equipment	5021305002	28,000.00	0.00	28,000.00	28,000.00	0.00	0.00	0.00	28,000.00	13,000.00	0.00	0.00	0.00	13,000.00	13,000.00	0.00	0.00	0.00	13,000.00	0.00	15,000.00	0.00	0.00
Information and Communication Technology Equipment	5021305003	39,000.00	0.00	39,000.00	39,000.00	0.00	0.00	0.00	39,000.00	0.00	0.00	0.00	0.00	0.00	0.00	0.00	0.00	0.00	0.00	0.00	39,000.00	0.00	0.00
Repairs and Maintenance - Transportation		246,000.00	0.00	246,000.00	246,000.00	0.00	0.00	0.00	246,000.00	61,500.00	0.00	0.00	0.00	61,500.00	41,000.00	0.00	0.00	0.00	41,000.00	0.00	184,500.00	0.00	20,500.00
Motor Vehicles	5021306001	246,000.00	0.00	246,000.00	246,000.00	0.00	0.00	0.00	246,000.00	61,500.00	0.00	0.00	0.00	61,500.00	41,000.00	0.00	0.00	0.00	41,000.00	0.00	184,500.00	0.00	20,500.00
Repairs and Maintenance - Furniture and Fixtures		17,000.00	0.00	17,000.00	17,000.00	0.00	0.00	0.00	17,000.00	2,833.34	0.00	0.00	0.00	2,833.34	1,416.67	0.00	0.00	0.00	1,416.67	0.00	14,166.66	0.00	1,416.67
Repairs and Maintenance - Furniture and Fixtures	5021307000	17,000.00	0.00	17,000.00	17,000.00	0.00	0.00	0.00	17,000.00	2,833.34	0.00	0.00	0.00	2,833.34	1,416.67	0.00	0.00	0.00	1,416.67	0.00	14,166.66	0.00	1,416.67
Furniture and Fixtures	5021322001	14,000.00	0.00	14,000.00	14,000.00	0.00	0.00	0.00	14,000.00	1,416.67	0.00	0.00	0.00	1,416.67	1,416.67	0.00	0.00	0.00	1,416.67	0.00	14,166.66	0.00	1,416.67
Taxes, Insurance Premiums and Other Fees	5021500000	108,000.00	0.00	108,000.00	108,000.00	0.00	0.00	0.00	108,000.00	38,100.00	0.00	0.00	0.00	38,100.00	38,100.00	0.00	0.00	0.00	38,100.00	0.00	69,900.00	0.00	0.00
Fidelity Bond Premiums	5021502000	93,000.00	0.00	93,000.00	93,000.00	0.00	0.00	0.00	93,000.00	38,100.00	0.00	0.00	0.00	38,100.00	38,100.00	0.00	0.00	0.00	38,100.00	0.00	54,900.00	0.00	0.00
Insurance Expenses	5021503000	15,000.00	0.00	15,000.00	15,000.00	0.00	0.00	0.00	15,000.00	0.00	0.00	0.00	0.00	0.00	0.00	0.00	0.00	0.00	0.00	0.00	15,000.00	0.00	0.00
Other Maintenance and Operating Expenses	5029990000	796,000.00	0.00	796,000.00	796,000.00	0.00	0.00	0.00	796,000.00	172,249.98	0.00	0.00	0.00	172,249.98	143,730.24	0.00	0.00	0.00	143,730.24	0.00	623,760.01	0.00	28,519.75
Advertising Expenses	5029901000	3,000.00	0.00	3,000.00	3,000.00	0.00	0.00	0.00	3,000.00	0.00	0.00	0.00	0.00	0.00	0.00	0.00	0.00	0.00	0.00	0.00	3,000.00	0.00	0.00
Printing and Publication Expenses	5029902000	13,000.00	0.00	13,000.00	13,000.00	0.00	0.00	0.00	13,000.00	3,000.00	0.00	0.00	0.00	3,000.00	3,000.00	0.00	0.00	0.00	3,000.00	0.00	10,000.00	0.00	0.00
Representation Expenses	5029903000	28,000.00	0.00	28,000.00	28,000.00	0.00	0.00	0.00	28,000.00	11,999.99	0.00	0.00	0.00	11,999.99	9,666.66	0.00	0.00	0.00	9,666.66	0.00	16,000.01	0.00	2,333.33
Rent/Lease Expenses		752,000.00	0.00	752,000.00	752,000.00	0.00	0.00	0.00	752,000.00	157,250.00	0.00	0.00	0.00	157,250.00	131,063.58	0.00	0.00	0.00	131,063.58	0.00	594,750.00	0.00	26,186.42
Rents - Building and Structures	5029905001	752,000.00	0.00	752,000.00	752,000.00	0.00	0.00	0.00	752,000.00	157,250.00	0.00	0.00	0.00	157,250.00	131,063.58	0.00	0.00	0.00	131,063.58	0.00	594,750.00	0.00	26,186.42
B. AUTOMATIC APPROPRIATIONS		1,371,000.00	0.00	1,371,000.00	1,371,000.00	0.00	0.00	0.00	1,371,000.00	249,816.96	0.00	0.00	0.00	249,816.96	249,816.96	0.00	0.00	0.00	249,816.96	0.00	1,121,183.04	0.00	0.00
Retirement and Life Insurance Premiums		1,371,000.00	0.00	1,371,000.00	1,371,000.00	0.00	0.00	0.00	1,371,000.00	249,816.96	0.00	0.00	0.00	249,816.96	249,816.96	0.00	0.00	0.00	249,816.96	0.00	1,121,183.04	0.00	0.00
GRAND TOTAL		28,392,000.00	0.00	28,392,000.00	28,392,000.00	0.00	0.00	0.00	28,392,000.00	9,012,963.87	0.00	0.00	0.00	9,012,963.87	5,414,280.52	0.00	0.00	0.00	5,414,280.52	0.00	19,979,046.13	0.00	3,986,673.35

Certified Correct:

 JANE R. SEVES
 Budget Officer
 Date: 2020-06-01 17:08:36.0

Certified Correct:

 RASETES B. RAZONABE
 Accountant
 Date: 2020-06-01 17:08:36.0

Recommending Approval:

 JOSE A. ABUNDO
 Director, PMFS
 Date: 2020-06-02 09:18:

Approved By:

 TEOFILO S. PILANDO, JR.
 Agency Head
 Date: 2020-06-02 09:57: